

P	A	Q	Z	C	C	L	O	T	H	E	S
U	H	T	M	N	H	J	M	I	R	O	J
I	C	O	E	L	I	B	Y	K	A	Z	L
X	R	F	N	D	F	R	S	D	E	G	V
M	O	Y	I	E	H	M	Z	I	F	Y	O
A	T	J	C	S	C	B	Y	A	R	T	S
R	G	H	I	T	N	H	H	T	M	L	J
L	S	Z	D	C	J	Q	A	S	C	W	N
M	O	N	E	Y	F	T	W	R	J	A	X
C	E	Q	M	G	S	C	L	I	G	T	D
I	B	K	S	B	L	A	O	F	M	E	J
O	P	S	N	A	C	K	S	V	L	R	R

1. FIR _____
2. TOR _____
3. PHO _____
4. KEY _____
5. WAT _____
6. MON _____
7. CLO _____
8. SNA _____
9. MED _____

What else would you put in your grab bag?



Having trouble? You can find the answers to the word search at the bottom of this page!




GREATER MANCHESTER PREPARED

It's important to always be ready if you need to leave your home quickly. Keeping a 'grab bag' of important items in a safe place will make it easier for you to leave faster and get to safety!

See if you can find the 9 words listed in the word search to give you some ideas of things that are good to keep in your grab bag!

Write the words in the spaces below and ask your parents to help you put together your own grab bag at home!

'Bee' Prepared!



Emergencies can happen at any moment, so it's important to be prepared and be ready! Help Honey as she prepares for different emergencies!

Remember that you should only call 999 in an emergency!

Do you know the most common emergency in your area?
Unscramble the hazards below and match them to the correct safety measure.



DOILFGON



RSIEF



UFL



MTRSSO

1. Get out of the building, call out to 999, and stay out.

2. Cover your mouth if you cough or sneeze, and wash your hands often.

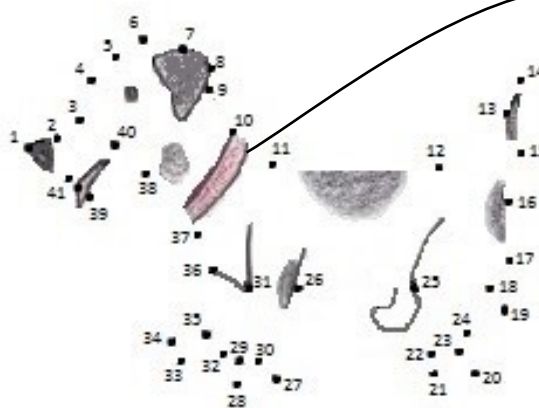
3. Move to high ground, or away from the hazard if instructed.

4. Follow advice from local emergency services and stay inside if possible.

Do you have pets? Pets are an important part of our families, so it is important to make sure they are safe.


Here are some steps you can take to keep them protected if you have to leave home during an emergency!

- 🐾 Make sure you know somewhere your pets can go in case you cannot take them with you. This could be a friend's or family's home or an animal's shelter that will look after your pet.
- 🐾 Make sure you have enough food and fresh water for your pet, along with any toys they might like.
- 🐾 If you have animals that stay outside, move them to safety.



Honey was happy her dog has tags so he didn't get lost during a flood!

Ask your parents if your pets have tags to identify who they belong to!



Name Honey's dog in the tag below!

Honey's Helpful Tips to Remember:

1. Never go back into a house that is on fire, and make sure you stay with an adult.
2. Ask your parents to test your fire alarms often, and make sure they change the batteries at least twice a year.
3. Always listen to the police or firemen. If they tell you to leave your house during a flood warning, follow their instructions.
5. Never play or swim in flood water.
6. Talk to your parents about floods and other emergency warnings in your area by signing up for Floodline Warnings Direct at www.gov.uk/sign-up-for-flood-warnings or by calling Floodline at **0345 988 1188**.



Do you know the safest way out of your house in case there is a fire? How about the safest place to go if your house is flooded? Talk to your parents about finding at least 2 ways to get out of your house in case there is an emergency, and set up a safe 'meeting point'.

Help Honey find her way away from the fire to the meeting point where her family is waiting. Make sure you avoid the dangerous hazards along the way.

